






HOW TO RECYCLE IN YOUR TRASH ROOM

NEWSPAPER RECYCLING BIN	DOWN THE CHUTE	GLASS/PLASTIC RECYCLING BIN
 <p>NEWSPAPERS MAGAZINES CATALOGUES PHONE BOOKS JUNK MAIL SHREDDED PAPER (bagged) BROWN PAPER BAGS</p>	 <p>MILK CARTONS JUICE CARTONS TISSUE BOXES CEREAL BOXES PIZZA BOXES (empty, torn and folded) TRASH IN BAGS</p>	 <p>GLASS CONTAINERS SODA CANS TIN CANS ALUMINUM CANS PLASTIC BOTTLES METAL CONTAINERS</p>

Glass Containers - Must be rinsed clean, glass jars. Labels may remain on. Do not recycle light bulbs, drinking glasses, window or mirror glass, ceramic ware, pesticide, herbicide or any other bottles which may contain hazardous materials.

Plastic Containers - Container #'s 1 thru 7. Do not place any container larger than a milk gallon in the recycling bin even if they have a # 1 thru 7 printed on them. Do not recycle 5 gallon plastic pails, laundry baskets, buckets, plastic bags, dishware, toys or flower pots.

Metal Containers - Clean, food and beverage cans, aluminum foil, aluminum trays, and EMPTY aerosol cans (spray nozzle and plastic caps should be thrown away in regular trash).

Hangers - Must be placed on the **HANGER HOOK** on the wall.

Large Boxes & Bulk Items - Must be cut/broken down and taken to the **COMPACTOR ROOM** in your building.